

Specifications

Sonoma Instrument® 310 Broadband Amplifier

Bandwidth	9 kHz - 1 GHz	- 3 dB
Gain	32 ± 1.5 dB 40 V / V	at 100 MHz non-inverting, 50 Ω load
Gain Flatness	± 0.5 dB max.	25 kHz - 800 MHz
Noise Figure	1.8 dB typ. 2.5 dB max.	5 - 500 MHz 5 - 500 MHz
Equivalent Input Noise Voltage *	0.55 nV / √ Hz 0.59 nV / √ Hz	at 1 GHz 5 - 500 MHz * Incl. 0.45 nV / √ Hz at 1 GHz from a 50 Ω source
Output at 1dB Gain Compression	+10 dBm	± 1 V, 20 kHz - 500 MHz
Maximum Input for Linear Operation	approx. ± 25 mV	- 22 dBm
Harmonic Distortion	- 39 dB typ.	0 dBm output, 200 MHz
Third Order Intercept Point	+ 23 dBm typ.	at 300 MHz
Impedance	50 Ω	a.c. coupled
Input Return Loss	8 dB	20 kHz - 1 GHz
Output Return Loss	10 dB	20 kHz - 1 GHz
Reverse Isolation	35 dB	20 kHz - 1 GHz
Transition Time	350 psec	
Group Delay Variation	± 75 psec	45 MHz - 1 GHz

Input Damage Level: - 22 dBm
± 25 mV a.c.
± 2 V d.c.

Connectors: Type N (f)

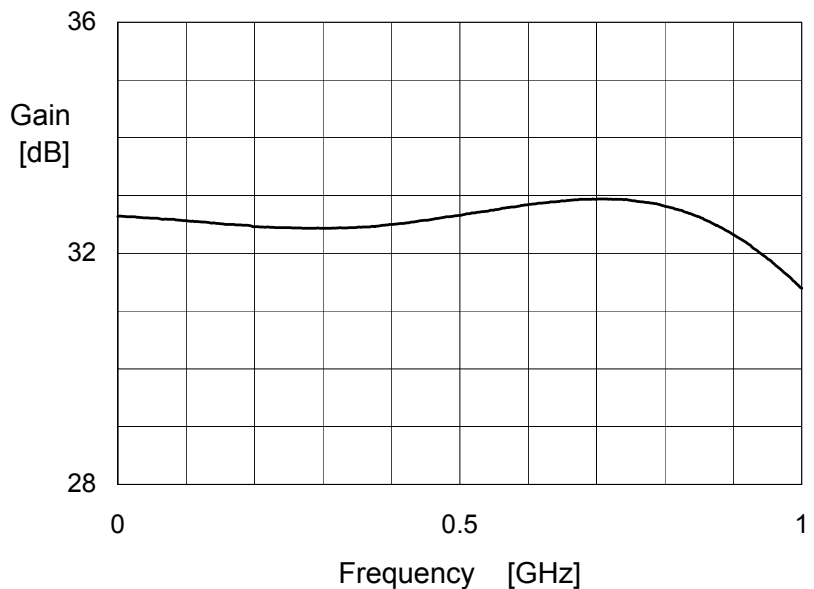
Temperature Range:
Operating: 0 to + 55 °C
Storage: - 25 to + 75 °C

Power Requirements:
100, 120, 220, or 240V AC, ± 10%
50 - 60 Hz, 10 VA

Size: 3.6 × 4.3 × 7.2" (H × W × D)
91 × 109 × 183 mm

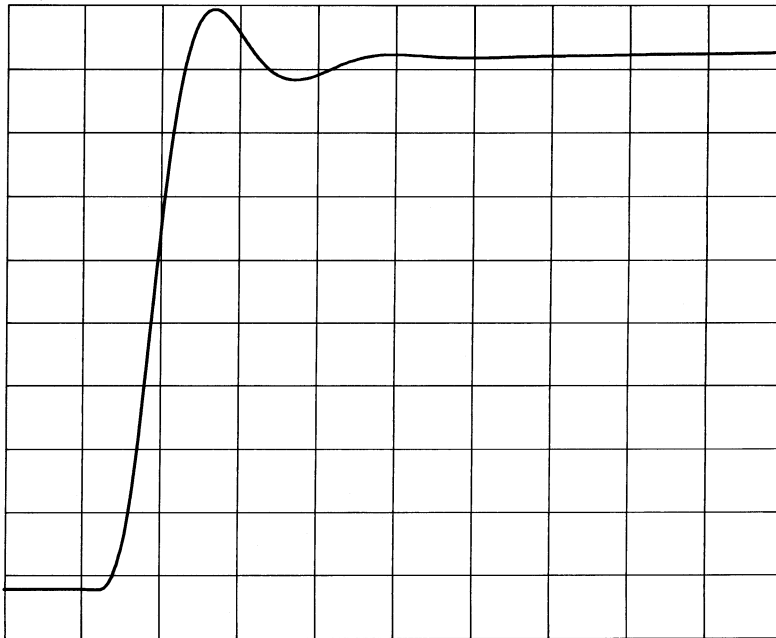
Net Weight: 3.3 lb / 1.5 kg

Frequency Response (Typical)



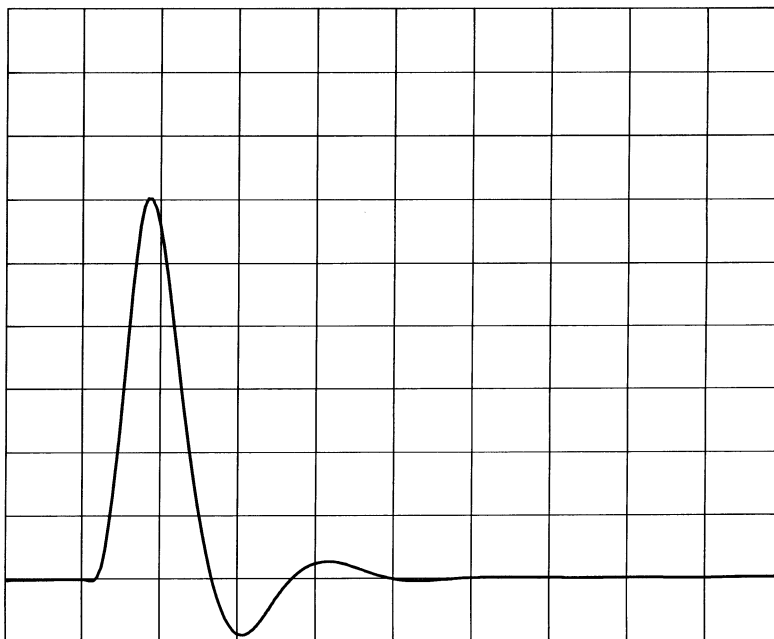
DATA SUBJECT TO CHANGE

310 Amplifier
Time Domain



Horizontal: 500 ps / div
Vertical: 5 units / div

Step Response



Horizontal: 500 ps / div
Vertical: 2 units / div

Pulse Response

DATA SUBJECT TO CHANGE

SONOMA
INSTRUMENT

P.O. Box 9011, Santa Rosa, California 95405

Tel. 707-542-8569

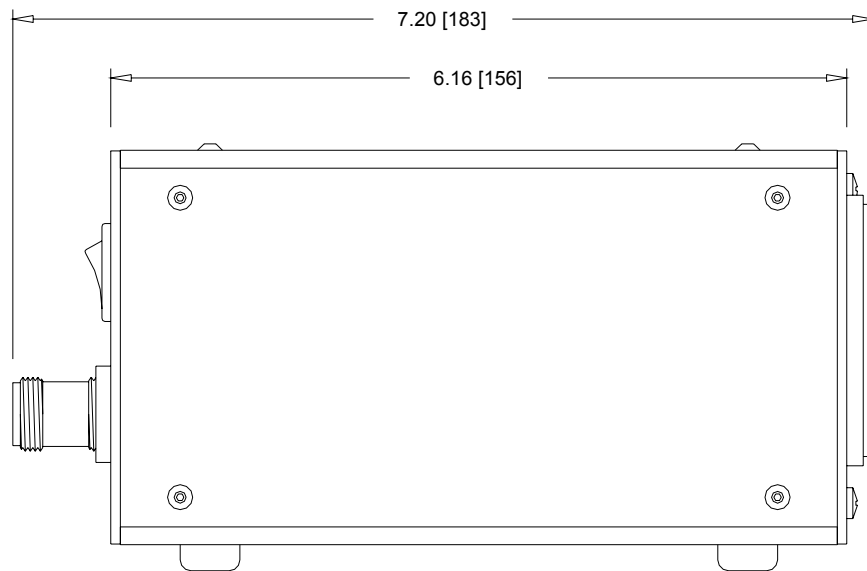
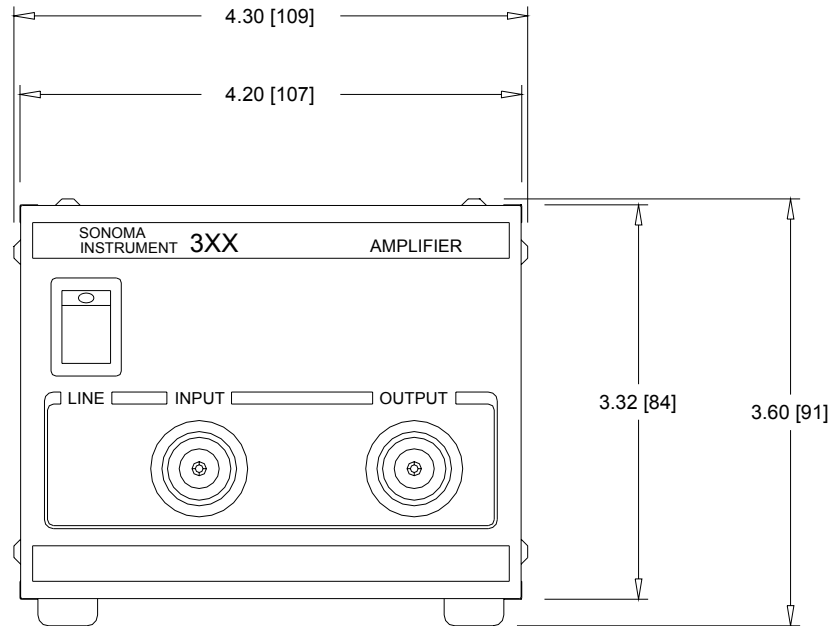
Fax. 707-542-1551

JULY 2004 © SONOMA INSTRUMENT CO.

www.sonoma-instrument.com

Outline Drawing

inch [mm]



DATA SUBJECT TO CHANGE

**SONOMA
INSTRUMENT**

P.O. Box 9011, Santa Rosa, California 95405

Tel. 707-542-8569

Fax. 707-542-1551

JULY 2004 © SONOMA INSTRUMENT CO.

www.sonoma-instrument.com